

175HD

UTILITY TRACTOR

BRON
POWER TO PERFORM



The BRON 175HD is a compact Utility Tractor used for gas and utility installations. Engineered for power and performance, the BRON 175HD is designed to allow contractors to work on any terrain, manoeuvre in tight areas, and perform effectively in all soil conditions. The BRON 175HD comes with variable vibration for optimal performance in tough ground conditions along with an 8,000 lb. capacity reel carrier.

SUPERIOR OPERATOR CONTROL & COMFORT

V175HD OFFSETTING VIBRATORY UTILITY PLOW

54" MAXIMUM PLOWING DEPTH • D4 UNDERCARRIAGE

CUMMINS STAGE V ENGINE

6.5 PSI

LOW GROUND PRESSURE


OSCILLATING TRACKS

MANOEUVRABILITY

225 HP

EFFICIENT POWER

FEATURES



DECELERATOR PEDAL

The decelerator pedal slows the travel speed while maintaining full hydraulic flow to the plow, enabling the operator to multi-function between hand & foot controls.



FAIRLEADS & SLIDER CHUTE

Fairleads on the roof & a slider chute keep the cables in line, organized & ready for installation. Additional fairleads & 40" fairleads are available as options.




COUNTERWEIGHT

1800 kg Front Counterweight provides added traction and improved plowing in challenging terrain.




REEL CARRIER

The 8,000 lb capacity reel carrier can handle two spools for ease of dual installation.



SEAT-MOUNTED CONTROLS

Seat-Mounted Plow and Tractor controls give operators ease of operation with minimal fatigue.



V175HD PLOW

Ideal for installations where tractive power is limited, this offsetting vibratory plow is designed for the installation of fibre optics, copper cable, conduit, and pipe.

OPTIONS



CAB

Spacious Heated & Air Conditioned cab is designed for operator comfort. Roll-Over Protection Structure (ROPS certified) canopy protects the operator. Optional open ROPS canopy.



STRAIGHT SLANT BLADE & BLADE GUARD

The Straight Slant blade comes standard on the BRON 175HD. Various size blade guards are available based on the size of product being installed.




POWER REWIND

Enables a figure 8 pattern as the cable/line comes on or off the reel, helping to prevent cable damage.



POSITIVE AIR SHUT-OFF

The positive air shut-off shuts down the engine by preventing air intake.



CHUTE

A variety of chutes are available to accommodate your installation requirements.




TAPE HOLDER & FEED TUBE

Adjustable Tape Holder and Feed Tube to install Warning Tape above the cable at various depths.

UTILITY TRACTOR SPECIFICATIONS

Operating Weight - lbs (kg)	42,000 (19,051)
Overall Width (Footprint) - in. (mm)	102" (2,591)
Overall Height - in. (mm)	109" (2,769)
Length With Attachment - in. (mm)	366" (9,296)
Operator Station	ROPS Enclosure (Optional Canopy)
Steering	Joystick
Engine Make & Model	Cummins® B6.7
Emissions Certified	Stage V
Net Power - hp (KW)	225 (165)
Fuel Tank Capacity - U.S. Gal. (L)	69 (261)
Ground Pressure - psi (kPa)	6.5 (44.8)
Ground Clearance - in. (mm)	24" (610)
Undercarriage	D4
Travel Speed - mph (kph)	3.4 (5.5)
Compatible Plow Styles	V175HD
Maximum Cutting Depth - in. (mm)	54" (1372)
Track Drive	Hydrostatic 2-Speed Automatic (Variable Speed)
Shoe Width - in. (mm)	26"/30" (660/762)
Rollers Per Side	7
Hydraulic Tank Capacity - U.S. Gal. (L)	52 (197)

BRON
POWER TO PERFORM



Toll Free: 1.800.263.1060
Tel: 1.519.421.0036
Fax: 519.421.0028
Email: info@rwfbron.com

873 Devonshire Avenue,
Woodstock, Ontario,
Canada, N4S 8Z4

The manufacturer reserves the right to make changes at any time.
BRON is a registered trademark of RWF Industries, a division of Roberts Welding & Fabricating Ltd.

www.rwfbron.com